

SPEECH/DEBATE & DRAMA EDUCATION AT MILLHOPPER MONTESSORI SCHOOL

First through fifth grade students attend a half hour of Speech/Debate & Drama Education instruction each week. Middle School students attend an hour of instruction each week. Each lesson builds upon the previous lesson, becoming more advanced and in-depth as students matriculate through grade levels. Cross-curricular team planning happens within each grade level to create fun and engaging projects.

SPEECH/DEBATE & DRAMA INTEGRATION IN THE CLASSROOMS

First – Third Grade present book reports, power points, history projects, Halloween Timeline presentation (Mr. Richard Aslanian’s class)

Fourth – Fifth Grade present book reports, power points, history projects, personifications in history, skits and debates in literature, poetry slam, choral readings, Spanish projects, Reader’s Theater

Middle School present speeches in various classes, Spanish skits, Shakespeare Festival, Festival of Dionysus, prepare for Science Fair presentations, poetry slam, Internship presentations, Town Hall

SPEECH/DEBATE & DRAMA LESSONS AT A GLANCE

FIRST – THIRD GRADE STUDENTS

All lessons are leveled by grade, students will:

- learn fundamentals of communication
- learn public speaking techniques through various exercises
- learn to collaborate and listen
- learn to give constructive feedback
- learn to receive constructive feedback
- learn to adjust presentation after feedback
- learn opening and closing
- deliver journal prompts, poems and choral readings
- learn persuade vs argue
- learn debate vs argument
- learn basic debate terminology
- learn to engage in group discussions
- follow rules of respect and acceptance of other’s ideas
- learn to build upon other’s ideas and express their own
learn opinion vs fact
- learn to play “Four Corners” debate
- engage in a teacher led discussion debate
- engage in Reader’s Theater presentations
- engage in cultural and etiquette presentations
- learn basics of an audition
- learn basic theater terminology
- learn how to basics of stage blocking
- learn how to read a script
- learn blocking and choreography
- learn stage etiquette
- learn techniques on performing in a stage and putting on a show

SPEECH/DEBATE & DRAMA LESSONS AT A GLANCE

FOURTH – FIFTH GRADE STUDENTS

Students review and build upon lessons learned in First – Third grades

In addition to the above, students will:

- learn to organize and write a formal speech, with introduction, transitions, body and closing
- learn to add an attention-grabbing opening
- learn to transition into the body paragraph and build upon Introduction
- learn to write a memorable closing summary
- learn to research both sides of a statement in a debate
- learn to gather evidence
- learn primary and secondary resources
- learn to collaborate in a debate
- learn to adequately prepare for a presentation/debate
- learn how to effectively and formally argue their position
- present a formal debate in the classroom
- present storytelling scenes
- present choral readings
- learn to score a script and sheet music
- learn advanced theater terminology
- research show location, genre and theme
- write reflections
- learn advanced characterization techniques
- learn basics of acting in the moment and staying in character
- learn how to listen to each other on stage as opposed to reciting lines
- learn patience
- learn audition techniques
- have the opportunity to audition for lead parts

MIDDLE SCHOOL STUDENTS

Students review and build upon lessons learned in First – Fifth grades

In addition to the above, students will:

- expand their writing
- expand their research
- explore many resources
- identify, listen and view appropriate material and critically analyze content and presentation
- develop leadership skills
- explore the art of Impromptu and extemporaneous speaking
- learn about current events and how to debate both sides of an issue in an organized format (students are expected to do this respectively without letting arguments get personal and present a formal debate to the school)
- score a script and sheet music in more detail
- review advanced theater terminology
- learn basic theater history
- learn how to run a backstage
- have the opportunity to audition for the main leads in a show

SPEECH/DEBATE & DRAMA EDUCATION AT MILLHOPPER MONTESSORI SCHOOL

CLASS EXPECTATIONS

1. All students must attend class
2. If a student is absent, please email: Ms. Sylvia Aslanian at saslanian@millhopper.com, I will email you the missed lesson and classwork.
3. Beginning in fourth grade, all students will receive a notebook (provided by MMS). The notebook must be brought to every class.
4. All lessons and homework assignments are posted in Jupiter Ed. Jupiter Ed is an online Learning Management System and Grade Book. It includes: email, online forum for group discussions, online testing system and an online essay writing system.
5. Most lessons are taught and completed during class. If your student misses a class, please contact Ms. Sylvia Aslanian at saslanian@millhopper.com to get the missed lesson and work.
6. Beginning in fourth grade students receive a grade for Speech/Debate & Drama. It is important for students attend class to receive credit for work done in class and receive a participation grade. If your student is absent, please contact me at: saslanian@millhopper.com to receive the work missed.
7. Beginning in fourth grade, students are responsible for checking Jupiter Ed for their homework assignments (a hand out and rubric will also be given to the student and is available in Jupiter Ed). Homework assignments are due the following week, unless it is a project.
8. Beginning in fourth grade, all assignments, unless otherwise stated are due via the Google Classroom interface. Some assignments will be due in the Drama notebook.
(5 points will be deducted if an assignment is not turned into the Classroom interface) Please note: Five points will be deducted for each day an assignment is late.
9. Utilize vetted sites on www.millhoppertech.com or m3sroxx.com (middle school website) for research in all presentations.
10. Preparation and practice is key for success in class. Please practice delivery of speeches, presentations and character lines at home.
11. If a student is absent during a presentation day, please email Ms. Sylvia Aslanian at saslanian@millhopper.com to schedule a make-up day or schedule a make-up assignment.
12. Participation is encouraged in class and is part of the participation grade.

I am happy to meet with my students during study hall to help with an assignment. Please contact me at saslanian@millhopper.com to set this up.

Ms. Sylvia Aslanain

TECHNOLOGY EDUCATION AT MILLHOPPER MONTESSORI SCHOOL

Kindergarten through Middle School students attend an hour of Technology Education instruction each week. Each lesson builds upon the previous lesson, becoming more advanced and in-depth as they move up in grades. Technology lessons evolve and change to meet the demands of 21st century learners and it is integrated in all classrooms. Cross-curricular team planning happens within each grade level to create fun and engaging projects. Millhopper Montessori School's program is holistically designed to meet the intellectual, emotional, and interpersonal needs of all students while balancing the impact of digital evolution on academics. Students are prepared for high school and beyond. Our *Acceptable Use Policy* is designed to give students and their families clear and concise guidelines regarding the appropriate use of laptops as well as other computers on the MMS campus.

Technology integration in the Classrooms

Kindergarten Classrooms have Interactive Boards and I-pads

First – Third Grade Classrooms have Interactive Boards, laptops and I-pads

Fourth – Fifth Grade Classrooms have laptops, and Promethean Boards, Epson Interactive Projector

Middle School students receive a laptop in sixth grade, for use at school and at home for the duration of their Middle School years and Promethean Boards, Epson Interactive Projector

TECHNOLOGY LESSONS AT A GLANCE

Learn basic understanding of Computers, Computer Parts

- History of Technology
- Basic Understanding of Internet and the History of the Internet
- Beginning Applications of Digital Citizenship and Internet Safety

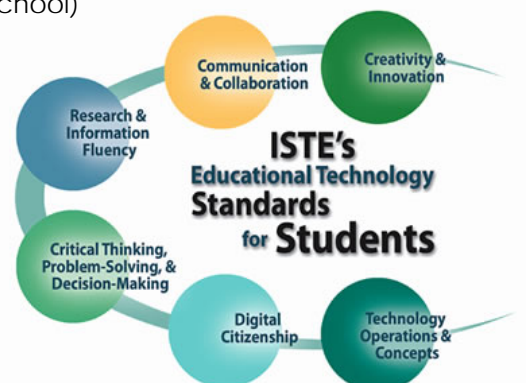
Learn about various devices and their interfaces

Learn to utilize Millhopper Montessori School's Technology websites

- www.millhoppertech.com
- www.m3sroxx (middle school)

Utilize various learning applications in I-pad and PC laptops

- ABC Mouse (kindergarten)
- Storybird (first grade through fifth grade)
- Typing Agent (first grade through middle school)
- TurtleDiary (first through third grades)
- Studyladder (first through sixth grades)
- Jupiter Ed (third through middle school)



TECHNOLOGY LESSONS AT A GLANCE PAGE 2

Research Skills which start in kindergarten and develop and deepen through middle school years.

- Evaluating Websites
- Writing Skills
- Citing Sources in MLA (fifth grade through middle school)

Utilize Google Suite (starting in fourth grade through middle school)

- Google Classroom (assignment forum)
- Google Slides
- Google Sheets
- Google Sites

Utilize Microsoft Suite

- Word (starting in first grade through middle school)
- Power Point (starting in second grade through middle school)
- Excel (starting in fourth grade through middle school)
- Publisher (starting in third grade through middle school)

Basic Knowledge of Coding, Design and Engineering (expanded for fourth through middle school)

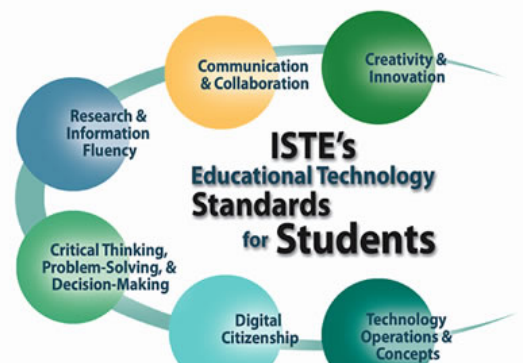
- Coding
- Design and Engineering Process
 - Design & build a bridge (starting in fifth grade through middle school)
 - Design and build a roller coaster (starting in fifth grade through middle school)
- Computational Thinking Skills
- Solve Real-World Problems

Utilize various coding applications

- Code.org
- Tynker
- Kodable,
- Lego Mindstorms (starting in fourth grade through middle school)

Video Production (starting in fifth grade through middle school)

- Learn about storytelling for the camera
- Learn to research for a story
- Learn to write a script
- Learn to collaborate
- Learn to storyboard
- Learn to edit & render a video
- Learn Power Director & WeVideo Online



MILLHOPPER MONTESSORI SCHOOL

MIDDLE SCHOOL TECHNOLOGY AND PROJECT BASED LEARNING

MMS Middle School has implemented a computer lend/lease policy. Each student is assigned a laptop that he or she may transport to and from school daily. The use of technology facilitates global collaboration, a vital skill for our 21st century learners. Students at MMS utilize laptop computers on a wireless network. Laptops and campus computers are strictly for educational use consistent with the educational goals of Millhopper Montessori School. Along with the opportunity this provides, this comes with responsibility. *Our Acceptable Use Policy* is designed to give students and their families clear and concise guidelines regarding the appropriate use of laptops as well as other computers on the MMS campus.

Technology is fully integrated into the curriculum in all subjects. Cross-curricular team planning happens within each grade level to create fun and engaging projects.

Research and Reference

Students utilize academic sources and learn to cite and reference and write in MLA.

- Scholastic Go
- Google Academic Search
- World Almanac
- Vetted Sites on M3sRox

Digital Communication

Every other year the students in middle school create an award winning digital literary magazine. Students create brochures, posters, power points, charts, budgets and websites.

- Photoshop
- LucidPress
- Microsoft Suite

Social Network/Blogging

- Google Suite
- Jupiter Ed

Web Interfaces

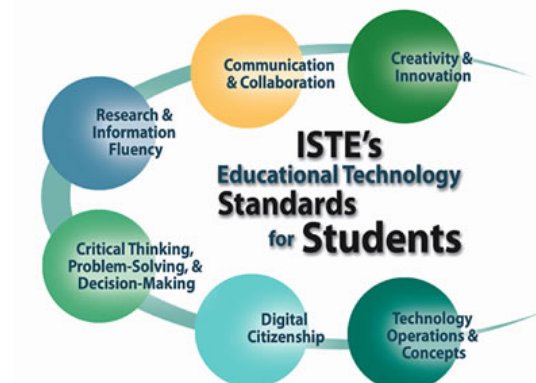
- Pixton for Schools
- Weebly for Education
- TCI Learning Alive
- Pearson Success Net
- Avencamos!

3D Modeling/Drawing/Animation

- Toon Boom
- Google Sketch Up
- Wacom Bamboo
- Animationish

Video Production with Green Screen Technology

- WeVideo



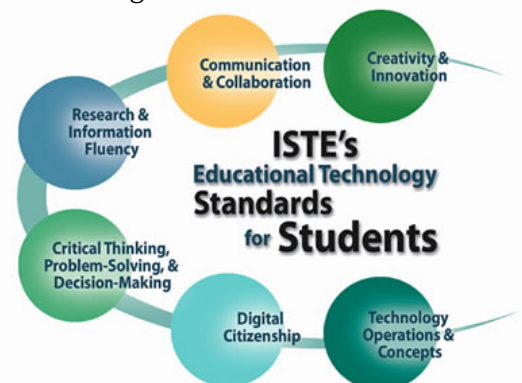
MILLHOPPER MONTESSORI SCHOOL

TECHNOLOGY CLASS EXPECTATIONS

1. All students must attend technology class to prevent from missing a lesson.
2. If a student is absent, please email: Ms. Sylvia Aslanian at saslanian@millhopper.com, I will email you the missed lesson and classwork.
3. Beginning in first grade, all students will receive a notebook (provided by MMS). The notebook must be brought to every class. This notebook will have lessons, assignments and passwords.
4. All lessons and homework assignments are posted in Jupiter Ed. Jupiter Ed is an online Learning Management System and Grade Book. It includes: email, online forum for group discussions, online testing system and online essay writing system.
5. Most lessons are taught and completed during class. If your student misses a class, please contact Sylvia Aslanian at saslanian@millhopper.com to get the missed lesson and work.
6. Beginning in first grade students receive a grade for Technology. It is important that students attend Technology class to receive credit for work done in class and receive a participation grade. If your student is absent, please contact me at: saslanian@millhopper.com to receive the work missed.
7. Beginning in fourth grade students are responsible for checking Jupiter Ed for their homework assignments (a hand out and rubric will also be given to the student and will be available in Jupiter Ed). Homework assignments are due the following week, unless it is a project.
8. Beginning in fourth grade, all assignments, unless otherwise stated are due via the Google Classroom interface.
(5 points will be deducted if an assignment is not turned into the Classroom interface) Please note: Five points will be deducted for each day an assignment is late.
9. Beginning in fourth grade (20 minutes of Typing Agent is due each week). In Middle School (30 minutes of Typing Agent is due each week)
10. Utilize vetted sites on www.millhoppertech.com or m3sroxx.com (middle school website) for research and practice academic skills.

I am happy to meet with my students during study hall to help with an assignment. Please contact me at saslanian@millhopper.com to set this up.

Ms. Sylvia Aslanian





2018 – 2019 Season



- The Spotlight Kids Junior is offered to current students at Millhopper Montessori School in third – fifth grades.
- This unique program is an opportunity for your student to receive one on one instruction and feedback in believability/characterization, emotional commitment, focus, energy, concentration, staging and blocking and choreography.
- An Audition is required! (FIFTEEN SPACES AVAILABLE) Auditions are leveled: Beginners, Intermediate and Advance. Beginners: First year, Intermediate: Second Year. Advance: Third Year
- The ensemble will prepare for a performance with The Spotlight Kids Thespians Troupe to be held in March at Eastside High School Theater (tentative dates provided in calendar – *awaiting contract*).
- Fee: \$300.00 (includes: headshots, drama club t-shirt, scripts, costumes, props, sheet music, venue rental & training from August - March) (*Fee due upon acceptance*) *The After School Charge of \$6.00 and hour is added.*
- All students must have all black shoes, black long sleeve t-shirt, and black leggings or black long pants.
- Parent volunteers needed for driving, snacks, help with sets and costumes
- Special Events are an additional cost. For example: Community Plays

If you are interested in being a part of The Spotlight Kids Junior drama club, parents and students must attend a meeting Wednesday, August 15, 2018, 3:30pm – 4:30pm in the media center to go over, time commitment, expectations and auditions.



Auditions are August 17, 2018 starting at 3:30pm.





CALENDAR

Circle all the date conflicts and turn in with Audition Agreement. SOME dates are subject to change depending on venue availability. Please look over all the dates. *No conflicts are allowed week of Show*

AUGUST/SEPTEMBER 2018

DRAMA CLUB: AUG. 29:	3:30pm - 5:30pm
DRAMA CLUB: SEPT. 5:	3:30pm - 5:30pm
DRAMA CLUB: SEPT. 12:	3:30pm - 5:30pm
DRAMA CLUB: SEPT. 19:	3:30pm - 5:30pm
DRAMA CLUB: SEPT. 26:	3:30pm - 5:30pm

OCTOBER 2018

DRAMA CLUB: OCT. 3:	3:30pm - 5:30pm
DRAMA CLUB: OCT. 10:	3:30pm - 5:30pm
DRAMA CLUB: OCT. 24:	3:30pm - 5:30pm

NOVEMBER 2018

DRAMA CLUB: NOV. 7:	3:30pm - 5:30pm
DRAMA CLUB: NOV. 14:	3:30pm - 5:30pm
DRAM CLUB: NOV 28:	3:30pm - 5:30pm

DECEMBER 2018

DRAMA CLUB: DEC. 5:	3:30pm - 5:30pm
DRAMA CLUB: DEC. 12:	3:30pm - 5:30pm

JANUARY 2019

DRAMA CLUB: JAN. 9:	3:30pm - 5:30pm
DRAMA CLUB: JAN. 16:	3:30pm - 5:30pm
DRAMA CLUB: JAN. 23:	3:30pm - 5:30pm
DRAMA CLUB: JAN. 30:	3:30pm - 5:30pm

FEBRUARY 2019

DRAMA CLUB: FEB. 6:	3:30pm - 5:30pm
DRAMA CLUB: FEB. 13:	3:30pm - 5:30pm
DRAMA CLUB: FEB. 20:	3:30pm - 5:30pm
DRAMA CLUB: FEB. 27:	3:30pm - 5:30pm

WEEK OF THE SHOW/ NO CONFLICTS ALLOWED *subject to change awaiting contract*

Wednesday, MARCH 6:	4:00pm - 7:00pm Rehearsal at venue (EHS)
Thursday, MARCH 7:	4:00pm - 7:00pm Rehearsal at venue (EHS)
Friday, MARCH 8:	4:00pm - 7:30pm Rehearsal at venue (EHS)
Saturday, MARCH. 9:	2:00pm - 7:00pm - Performance at 5:00pm
DRAMA CLUB: MARCH 13:	3:30pm - 5:30pm (party, drama games & reflection)

The Spotlight Kids **JUNIOR** Director: Sylvia Aslanian

Please fill out and return to Ms. Sylvia by August 16, 2018

The Spotlight Kids Performing Arts/The Spotlight Kids Junior Drama Club 2018 - 2019
saslanian@millhopper.com www.thespotlightkidsperformingarts.com





Audition Agreement

Personal Information

Name: _____ Teacher: _____ Age: _____ Gr: _____

Parent's: _____

Parent Email: _____ Phone: _____

Student Email: _____ Phone: _____

What is the best way to keep you informed? _____

Please circle: 1. I am auditioning as a BEGINNER, INTERMEDIATE or ADVANCED Performer

Please check: 2. I am singing. _____ I am not singing. _____

ACTING EXPERIENCE (*List show and theater and role*)

List Special Talents: (dance, gymnastics, guitar, violin, piano, etc)

Please write a summary stating why you should be chosen to be a SPOTLIGHT KID.
Be specific and detailed. (Use back if you need more space.)

PLEASE READ CAREFULLY, INITIAL AND SIGN

By signing this Audition Agreement, I state that if I am chosen to be a part of the Spotlight Kids Performing Arts; I have filled out my date conflicts, I do not have other after school activities that conflict with drama club, I do not have more than three conflicts, I understand the time commitment and I will be flexible if days must be added, dropped or changed.

STUDENT INITIAL HERE: _____ PARENT INITIAL HERE: _____

In addition, I understand that I MUST practice at home to prepare for my role, have a good attitude and understand that the director's decisions and vision are for the good of the team. I understand that communication is important, and I will keep up with emails and respond to correspondence.

STUDENT INITIAL HERE: _____ PARENT INITIAL HERE: _____

I will adhere to the rules and regulations of THE SPOTLIGHT KIDS PERFORMING ARTS and MILLHOPPER MONTESSORI SCHOOL on and off campus. STUDENT INITIAL HERE: _____ PARENT INITIAL HERE: _____

Student Name: _____

Student Signature: _____

Parent Name: _____

Parent Signature: _____





THE SPOTLIGHT KIDS **JUNIOR**

DIRECTOR: SYLVIA ASLANIAN



2018 - 2019 SEASON

CAUCUS RACE AUDITION

In Youtube Video start at 1.04
End at: 1.20

Instrumental & Vocal Mp3 has a different start
at: 1.02, ends at 1:20

(This verse starts right after: "prizes, prizes, prizes")

Forward, Backward, Inward, Outward
Bottom to the Top
Never a Beginning, there never
Can be a Stop
To skipping, hopping, tripping,
Clopping, fancy free and gay
Started it tomorrow but
We'll finish, yesterday.



Audition Monologues

Choose a monologue according to your level. Memorize the monologue, add emphasis, characterization and make it a scene.

TIP: Remember to Introduce yourself and the monologue you are performing.

- Beginner students auditioning may be asked to play, Dude.
- Intermediate and Advance students auditioning may be asked to cold read from a script and play Dude.

BEGINNER'S (FIRST YEAR) MONOLOGUE: Breathe

Stop. Breathe, you've got this. This is what you've trained for your whole elementary school life. Breathe, focus. You're warmed up and feeling good, control your nerves! Breathe! This is the School Olympics. Come on, breathe, pull it together. It's just half a mile. You've got this. Breathe. Stop. Focus. Relaxxx..... YES... I do got this. I'm ready!

INTERMEDIATE (SECOND YEAR) MONOLOGUE: Broccoli?

You know, I don't like broccoli. I know it's good for you, but it just doesn't taste good. Well, I don't mind it so much, but my friends really don't like it. Anyway, why do things that are good for you taste bad? It would be so great if there were broccoli sundaes instead of ice cream sundaes. Do you know how many kids would eat broccoli then? Thousands! How about.... Broccoli chocolate! You know... kids would be getting their broccoli's worth if it tasted good.

ADVANCED (THIRD YEAR) MONOLOGUE: (Alice from Alice and Wonderland, Schroeder from Charlie Brown)

Alice: (*Very upset*) Why, how impolite of him. I asked him a civil question, and he pretended not to hear me. That's not at all nice. (*Calling after him*) I say, Mr. White Rabbit, where are you going? Hmmm. He won't answer me. And I do so want to know what he is late for. I wonder if I might follow him. Why not? There's no rule that I mayn't go where I please. I--I will follow him. Wait for me, Mr. White Rabbit. I'm coming, too!

Schroeder: I'm sorry to have to say it to your face, Lucy, but it's true. You're a very crabby person. I know your crabbiness has probably become so natural to you now that you're not even aware when you're being crabby, but it's true just the same. You're a very crabby person and you're crabby to just about everyone you meet. Well, I guess I've said about enough. I hope I haven't offended you or anything. (*awkward exit*)

Singing Audition (If you wish to have a small solo or a duet musical number, please sing

Please memorize and perform "The Caucus Race" from Alice In Wonderland Jr (Music provided in Jupiter Ed)

<https://www.youtube.com/watch?v=xToxCJe1PpE>

